

Quick mounting of activation system
WITHOUT RESIN

BALL CLASP PIN




BENDING TOOL

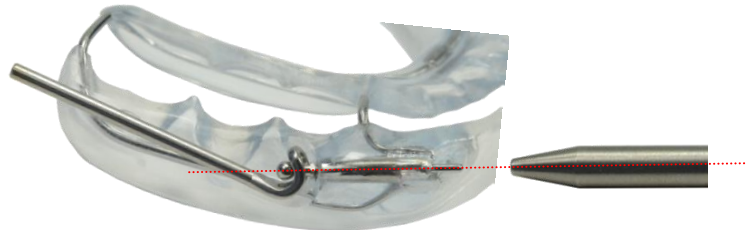


- ✓ It allows to fix the system simply onto the splint.
- ✓ No need to calculate the space required, the stop is there for that!
- ✓ The thinner extremity makes the pin easier to bend.
- ✓ Using these pins allows a **quick** mounting **without resin!**

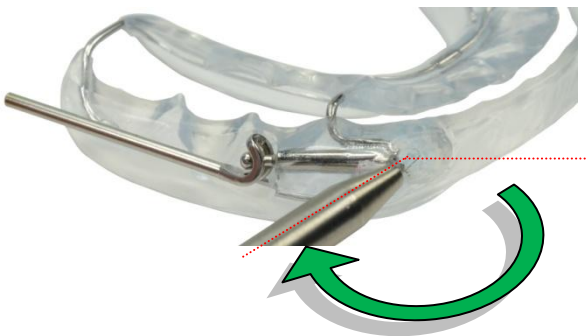
MANUFACTURING
- 30 mn



① Make a notch with a $\varnothing 0.8$ drill



② Put the bending stop pin in the system and insert into the frame tube.



③ With the bending key, fold the end of the pin to the maximum.



④ Finally, use the pliers to slot the end of the pin into the notch.