



Laser welded frames
Usage tips

During shaping frames, it is important **not to pinch the tube with pliers**: this will mark and deform the tube. Result: during final assembly, the ball-head clasp (which maintains systems) can't be inserted in the tube.




To avoid rupture of laser weld that may be caused by improper handling or positioning of pliers, it is recommended to follow the instructions below (the use of Admas pliers is ideal):



To work on the long length, take support with the pliers in the weld area just below the tube (without pinching it!).

By maintaining this support, it is also possible to widen the angle of the short length.

To close the angle of the short length, take support forward the weld area.



This method applies both to the lower (standard or reversed) and the upper frame.